



KOMMODITIES PARTNERS
Trading Investments

Tendenze delle principali Valute e Carry Trade

a cura di

Andrea Guarneri

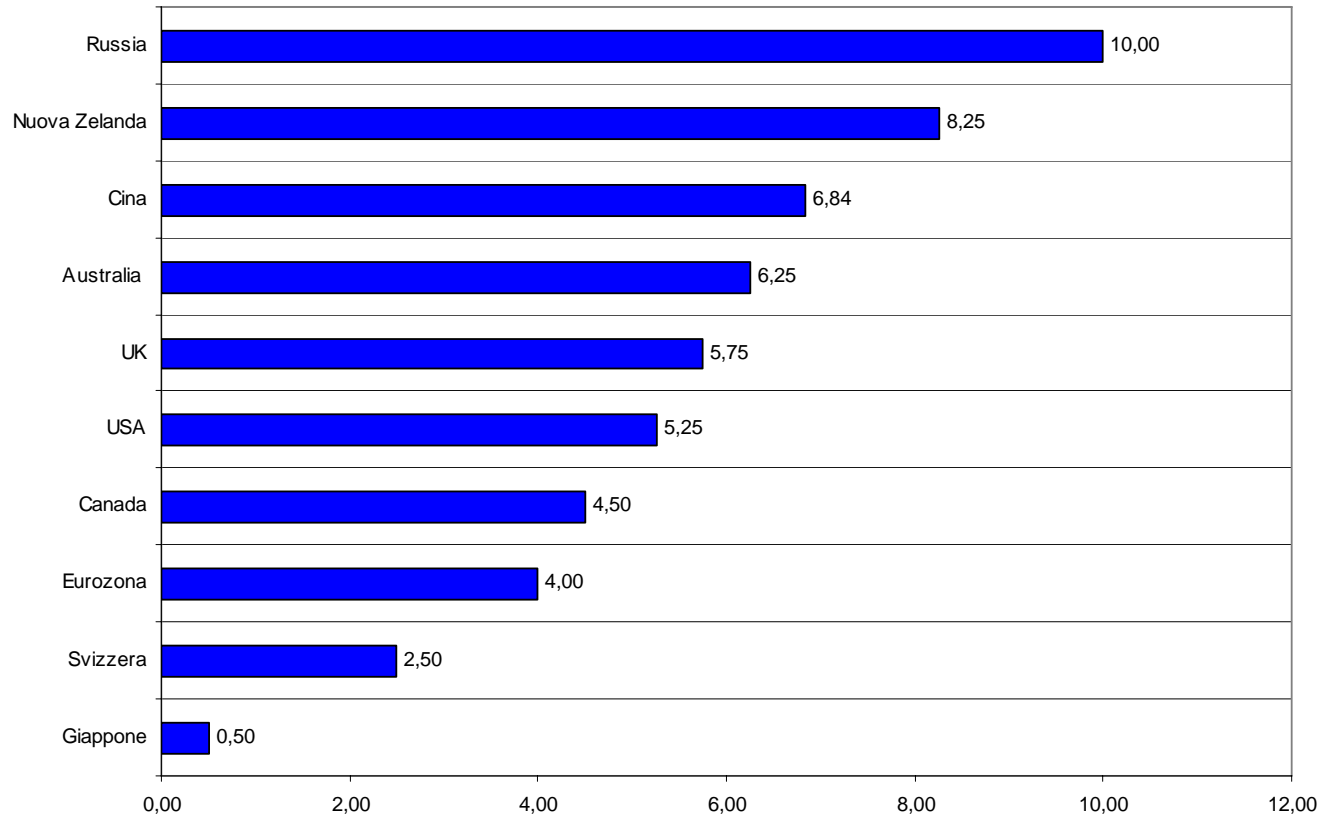
Kommodities Partners sa.

Dati aggiornati al 07.09.2007



Tassi di Interesse

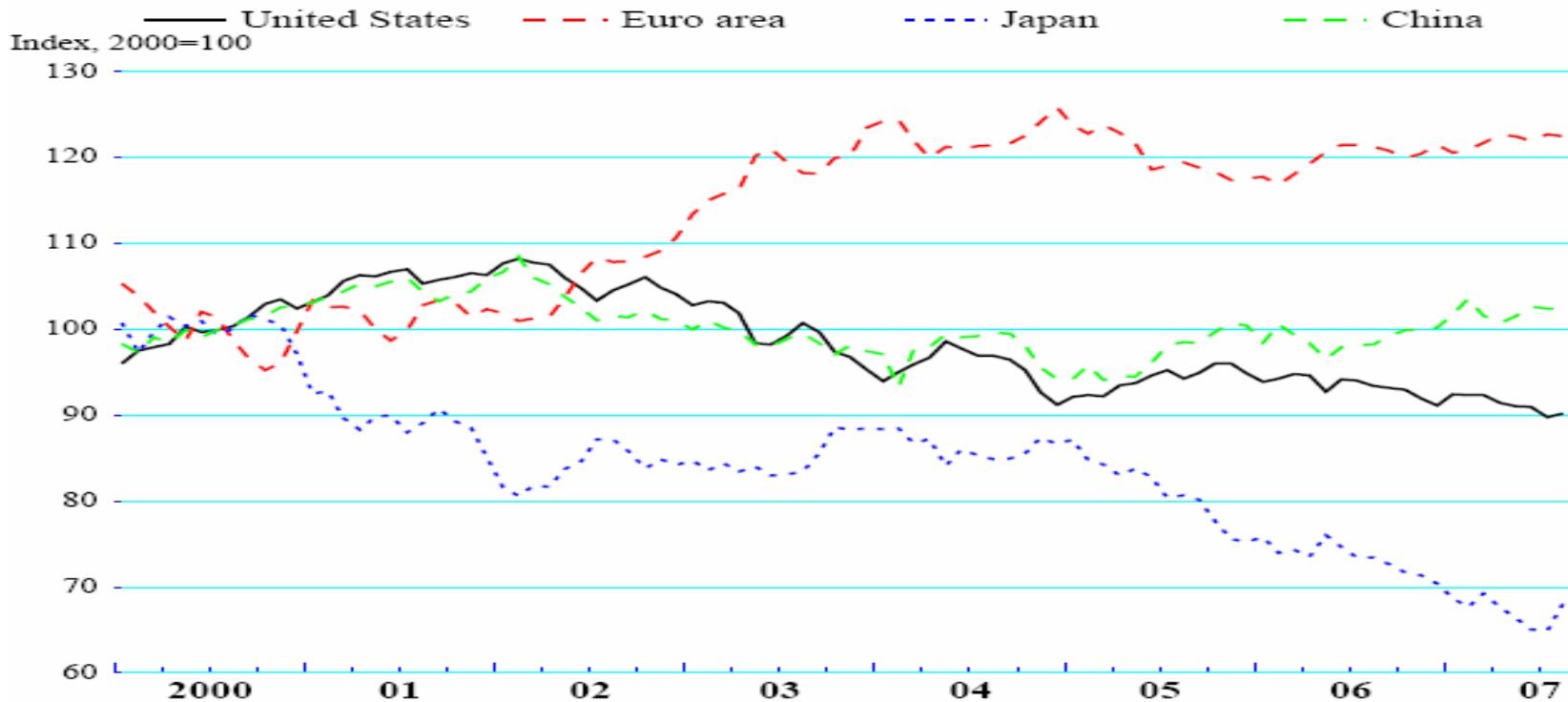
Tassi d'interesse





Le Principali Valute

The dollar and yen have been weakening over the past three years
Real effective exchange rates



Note: The real effective exchange rate is based on the consumer price index.
Source : OECD.



KOMMODITIES PARTNERS
Trading Investments

Us Dollar Index

Tendenza di Lungo Periodo

US DOLLAR INDEX (80.8200, 81.1400, 79.8410, 79.9590, -0.83200)



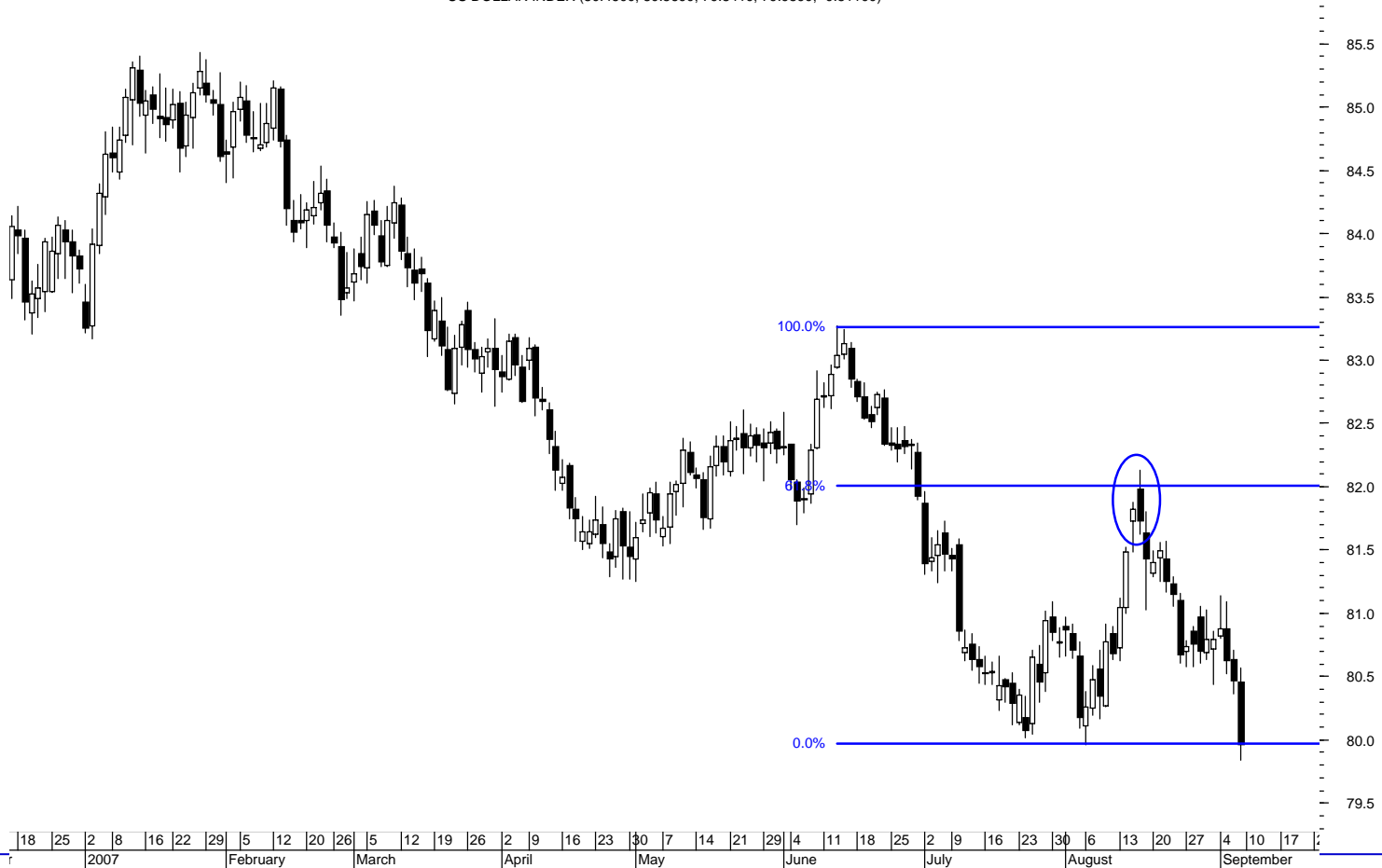


KOMMODITIES PARTNERS
Trading Investments

Us Dollar Index

Tendenza di breve Periodo

US DOLLAR INDEX (80.4600, 80.5690, 79.8410, 79.9590, -0.51100)



COMMODITY DAY – 13 Settembre 2007

Materiale a cura di Andrea Guarneri - Kommodities Partners – www.kpti.ch



KOMMODITIES PARTNERS
Trading Investments

Usd/Chf

Tendenza di Lungo Periodo

CR SWF/\$US N.Y. (1.20780, 1.21530, 1.18590, 1.18820, -0.02040)



COMMODITY DAY – 13 Settembre 2007

Materiale a cura di Andrea Guarneri - Kommodities Partners – www.kpti.ch



Aud/Usd

Tendenza di Lungo Periodo

KOMMODITIES PARTNERS
Trading Investments

AUD USD cont (0.82630, 0.83290, 0.81380, 0.81950, -0.00600)

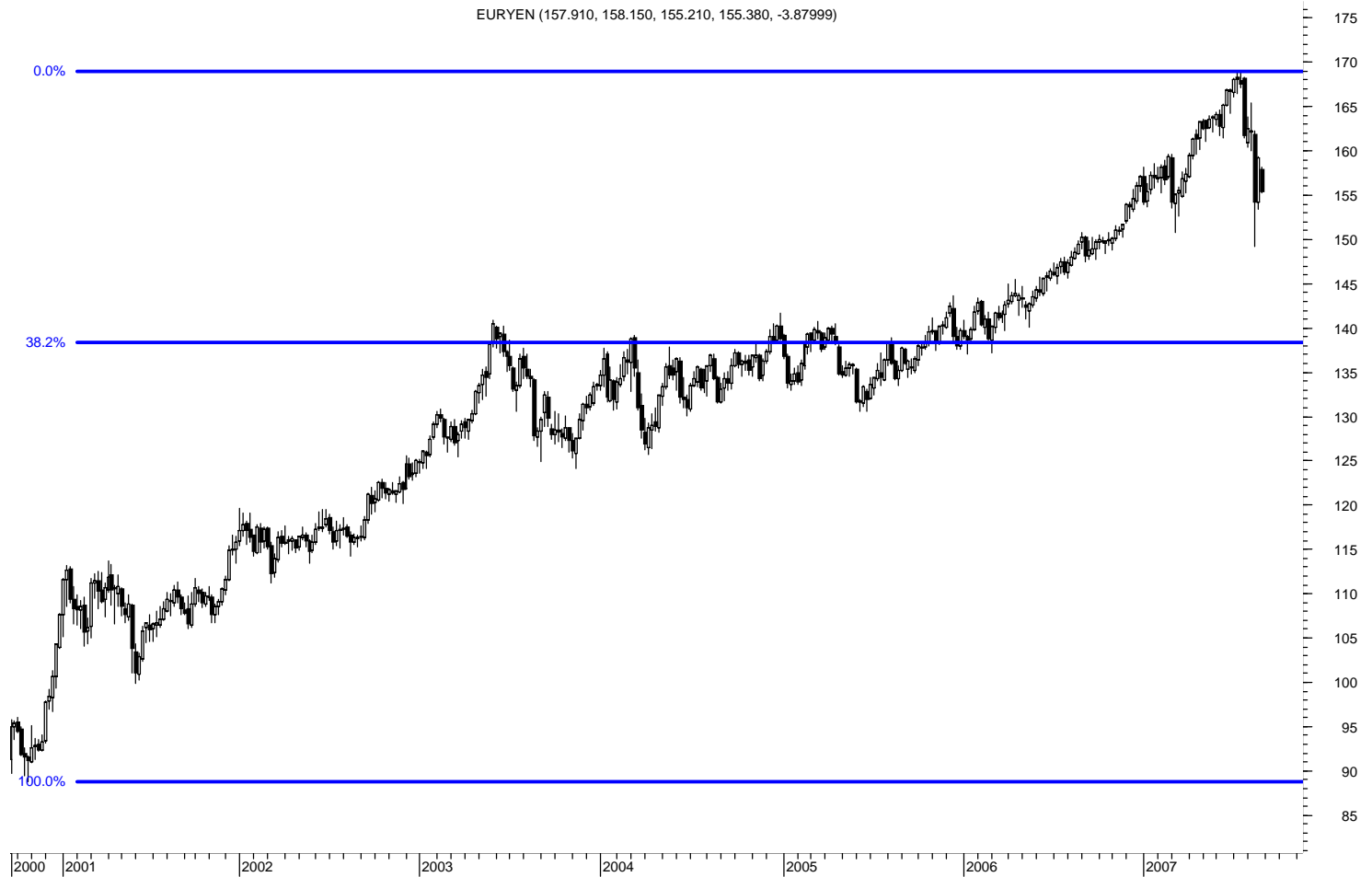




Eur/Jpy

Tendenza di Lungo Periodo

KOMMODITIES PARTNERS
Trading Investments





Nzl/Jpy

Tendenza di Lungo Periodo

KOMMODITIES PARTNERS
Trading Investments



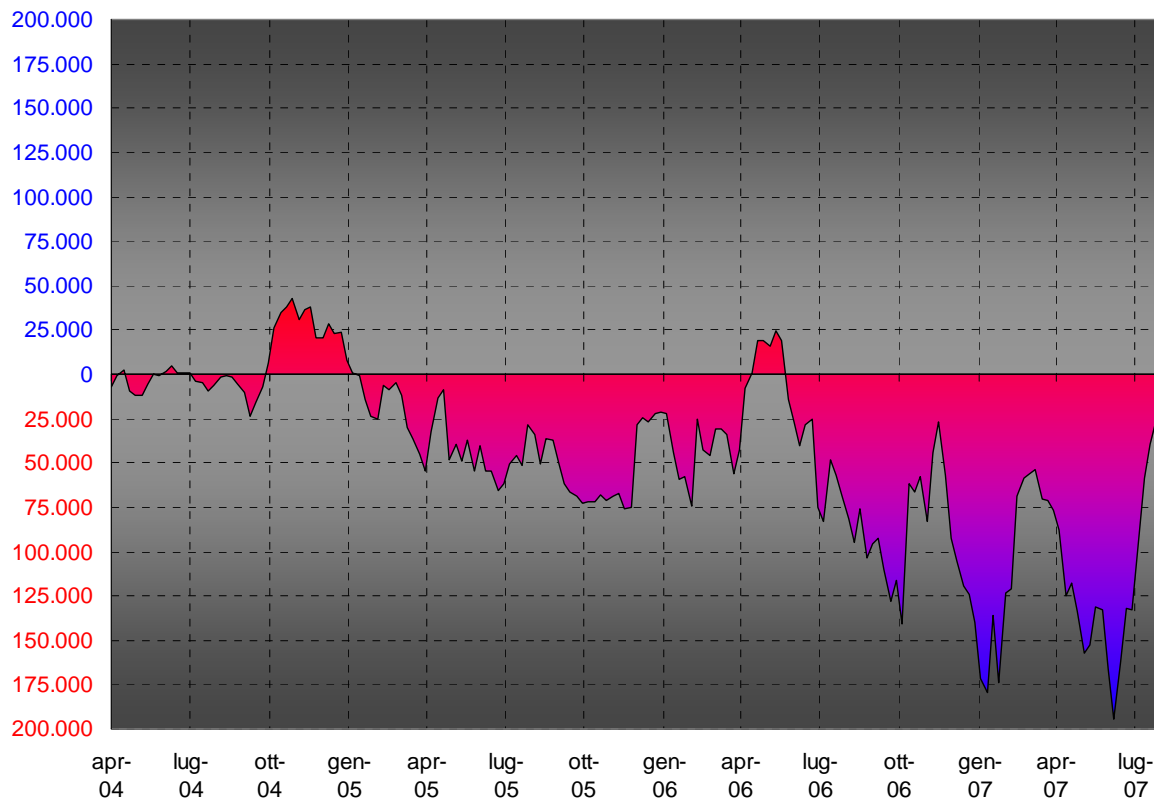
Fonte Netdania



La fuga dai Carry Trade

KOMMODITIES PARTNERS
Trading Investments

NON-COMMERCIAL TRADERS NET POSITION IN CME JPY CONTRACT
CONTRACTS OF 12,500,000 JPY



Fonte Sempra



Usd/Jpy

Tendenza di Medio Periodo

KOMMODITIES PARTNERS
Trading Investments

CR YEN/\$US N.Y. (115.720, 116.470, 113.110, 113.370, -2.39000)





Eur/Usd

Tendenza di Medio Periodo

KOMMODITIES PARTNERS
Trading Investments

CR EURO/\$ (1.36930, 1.37980, 1.36620, 1.37660, +0.00780)



COMMODITY DAY – 13 Settembre 2007

Materiale a cura di Andrea Guarneri - Kommodities Partners – www.kpti.ch



Usd/Jpy

Grafico Candlestick Daily

KOMMODITIES PARTNERS
Trading Investments

CR YEN/\$US N.Y. (115.400, 115.640, 113.110, 113.370, -2.00999)





KOMMODITIES PARTNERS
Trading Investments

Usd/Jpy

Grafico Candlestick Weekly

CR YEN/\$US N.Y. (115.720, 116.470, 113.110, 113.370, -2.39000)

